

Demographics

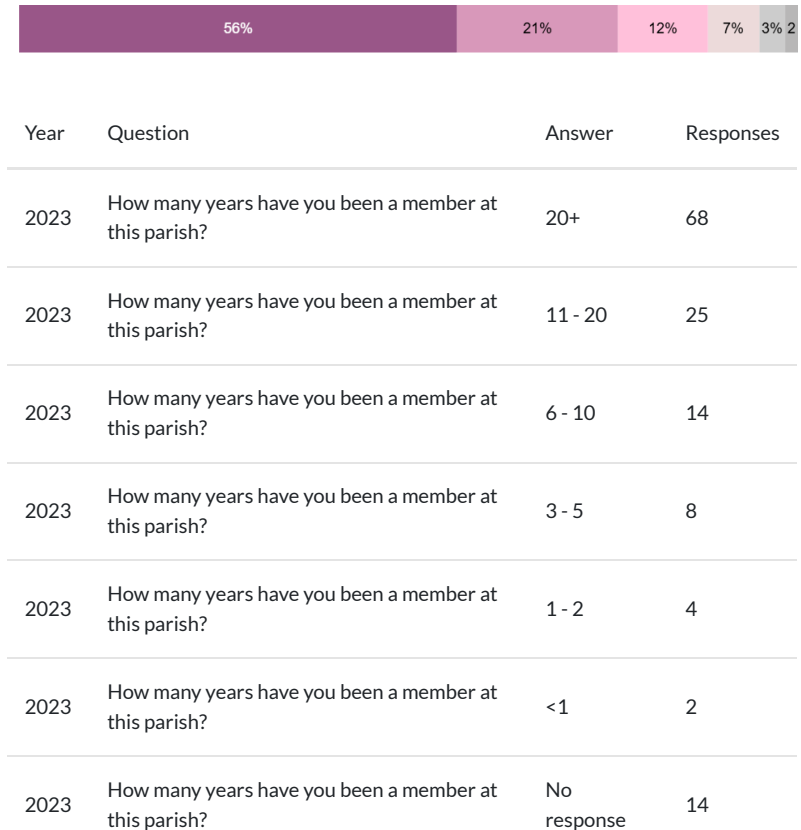
Lists the demographic data about parishioners who have taken the DMI

2023

Surveys received: 135

Membership Duration

Show table

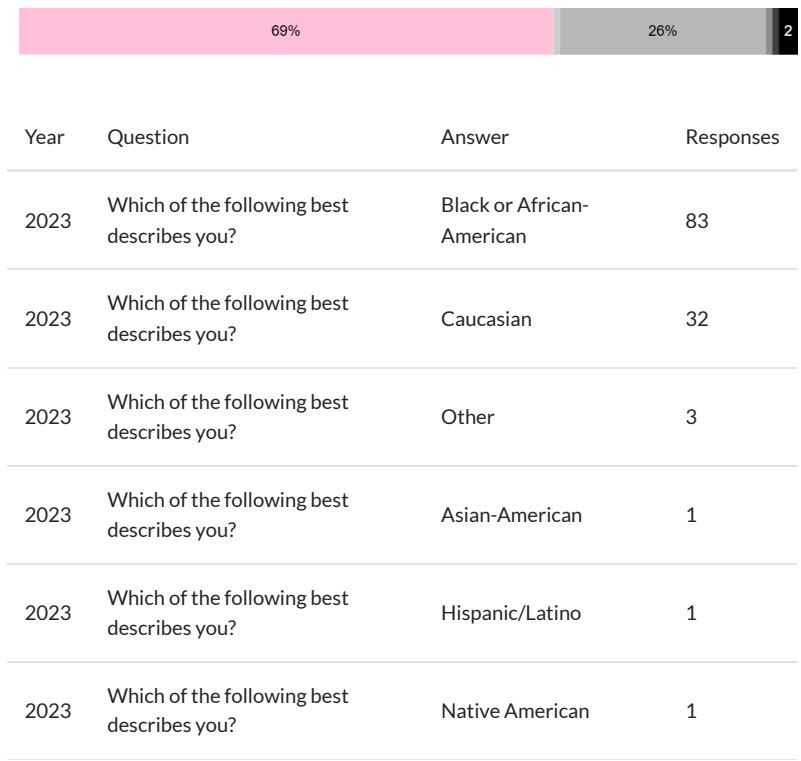


Legend

- 20+
- 11 - 20
- 6 - 10
- 3 - 5
- 1 - 2
- <1

Ethnicity/Race

Show table



Legend

- Black or African-American
- Asian-American
- Caucasian
- Hispanic/Latino
- Native American
- Other

Year	Question	Answer	Responses
2023	Which of the following best describes you?	No response	14

Marital status

Show table



Legend

- Single
- Married
- Divorced
- Widowed

Year	Question	Answer	Responses
2023	Please indicate your household status.	Married	52
2023	Please indicate your household status.	Single	42
2023	Please indicate your household status.	Widowed	19
2023	Please indicate your household status.	Divorced	10
2023	Please indicate your household status.	No response	12

Spiritual identity

Show table



Legend

- I am Catholic
- I was Catholic once, but no longer consider myself Catholic
- I am not Catholic

Year	Question	Answer	Responses
2023	How do you identify yourself?	I am Catholic	120
2023	How do you identify yourself?	I am not Catholic	10
2023	How do you identify yourself?	I was Catholic once, but no longer consider myself Catholic	5
2023	How do you identify yourself?	No response	0

Sex

Show table



Legend

- Male
- Female

Year	Question	Answer	Responses
2023	What is your sex?	Female	75
2023	What is your sex?	Male	39
2023	What is your sex?	No response	21

Age

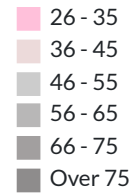
Show table



Legend

- Under 18
- 18 - 25

Year	Question	Answer	Responses
2023	Please indicate your age bracket.	66 - 75	40
2023	Please indicate your age bracket.	56 - 65	38
2023	Please indicate your age bracket.	Over 75	19
2023	Please indicate your age bracket.	36 - 45	8
2023	Please indicate your age bracket.	46 - 55	8
2023	Please indicate your age bracket.	26 - 35	4
2023	Please indicate your age bracket.	Under 18	2
2023	Please indicate your age bracket.	18 - 25	2
2023	Please indicate your age bracket.	No response	14




Household contributions

Show table



Legend



Year	Question	Answer	Responses
2023	For statistical purposes only, please select the category corresponding to your household's approximate total annual contributions to your parish.	\$1,000 - \$2,499	23
2023	For statistical purposes only, please select the category corresponding to your household's approximate total annual contributions to your parish.	I prefer not to respond	19
2023	For statistical purposes only, please select the category corresponding to your household's approximate total annual contributions to your parish.	\$100 - \$499	16
2023	For statistical purposes only, please select the category corresponding to your household's approximate total annual contributions to your parish.	\$2,500 - \$4,999	13
2023	For statistical purposes only, please select the category corresponding to your household's approximate total annual contributions to your parish.	\$5,000 - \$9,999	13
2023	For statistical purposes only, please select the category corresponding to your household's approximate total annual contributions to your parish.	\$0 - \$99	11

Year	Question	Answer	Responses
2023	For statistical purposes only, please select the category corresponding to your household's approximate total annual contributions to your parish.	\$500 - \$999	11
2023	For statistical purposes only, please select the category corresponding to your household's approximate total annual contributions to your parish.	\$10,000 - \$24,999	9
2023	For statistical purposes only, please select the category corresponding to your household's approximate total annual contributions to your parish.	Greater than \$25,000	1
2023	For statistical purposes only, please select the category corresponding to your household's approximate total annual contributions to your parish.	No response	19

Household income

Show table



Legend

- 0 - \$24,999
- \$25,000 - \$49,999
- \$50,000 - \$99,999
- \$100,000 - \$149,999
- \$150,000 - \$199,999
- \$200,000 - \$249,999
- Greater than \$250,000
- I prefer not to respond

Year	Question	Answer	Responses
2023	For statistical purposes only, please select the category corresponding to your household's approximate total annual pre-tax income.	I prefer not to respond	35
2023	For statistical purposes only, please select the category corresponding to your household's approximate total annual pre-tax income.	\$50,000 - \$99,999	26
2023	For statistical purposes only, please select the category corresponding to your household's approximate total annual pre-tax income.	\$25,000 - \$49,999	18
2023	For statistical purposes only, please select the category corresponding to your household's approximate total annual pre-tax income.	0 - \$24,999	15
2023	For statistical purposes only, please select the category corresponding to your household's approximate total annual pre-tax income.	\$100,000 - \$149,999	9
2023	For statistical purposes only, please select the category corresponding to your household's approximate total annual pre-tax income.	\$150,000 - \$199,999	6

Year	Question	Answer	Responses
2023	For statistical purposes only, please select the category corresponding to your household's approximate total annual pre-tax income.	\$200,000 - \$249,999	6
2023	For statistical purposes only, please select the category corresponding to your household's approximate total annual pre-tax income.	Greater than \$250,000	2
2023	For statistical purposes only, please select the category corresponding to your household's approximate total annual pre-tax income.	No response	18

Approach to financial giving

Show table



Legend

- I do not support the parish financially at this time
- I usually give when the collection basket comes around or in response to specific appeals
- I determine a total dollar amount to give to my parish each year
- I give a percentage of my income to my parish

Year	Question	Answer	Responses
2023	Which best describes your approach to providing financial support for your parish?	I usually give when the collection basket comes around or in response to specific appeals	48
2023	Which best describes your approach to providing financial support for your parish?	I determine a total dollar amount to give to my parish each year	41
2023	Which best describes your approach to providing financial support for your parish?	I give a percentage of my income to my parish	26
2023	Which best describes your approach to providing financial support for your parish?	I do not support the parish financially at this time	8
2023	Which best describes your approach to providing financial support for your parish?	No response	12

Primary place of worship

Show table



Legend

- Yes
- Yes, but only for part of the year (seasonally)
- No

Year	Question	Answer	Responses
2023	Is this parish your primary place of worship?	Yes	112

Year	Question	Answer	Responses
2023	Is this parish your primary place of worship?	No	9
2023	Is this parish your primary place of worship?	Yes, but only for part of the year (seasonally)	3
2023	Is this parish your primary place of worship?	No response	11

School Age Children

Show table



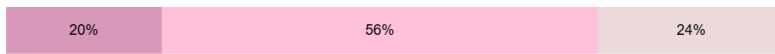
Legend

- Yes
- No

Year	Question	Answer	Responses
2023	Do you have school age children?	No	113
2023	Do you have school age children?	Yes	13
2023	Do you have school age children?	No response	9

Giving Percentage

Show table



Legend

- < 10%
- 10%
- > 10%

Year	Question	Answer	Responses
2023	What percentage of income do you contribute to your parish? (If any)	10%	14
2023	What percentage of income do you contribute to your parish? (If any)	> 10%	6
2023	What percentage of income do you contribute to your parish? (If any)	< 10%	5
2023	What percentage of income do you contribute to your parish? (If any)	No response	110

Education Choice

Show table



Legend

- I send all my children to Catholic school
- I send all my children to Public school
- I homeschool my children
- I choose separately for each child

Year	Question	Answer	Responses
2023	Which best describes how you choose to educate your children?	I send all my children to Catholic school	7
2023	Which best describes how you choose to educate your children?	I choose separately for each child	3
2023	Which best describes how you choose to educate your children?	I send all my children to Public school	1

Year	Question	Answer	Responses
2023	Which best describes how you choose to educate your children?	I homeschool my children	1
2023	Which best describes how you choose to educate your children?	No response	123

Survey Language

Show table



Legend

- English
- Spanish

Year	Question	Answer	Responses
2023	Survey Language	English	134
2023	Survey Language	Spanish	1
2023	Survey Language	No response	0