

Key Leader Perspective

Additional insights from parishioners who report being heavily involved in the life of the parish.

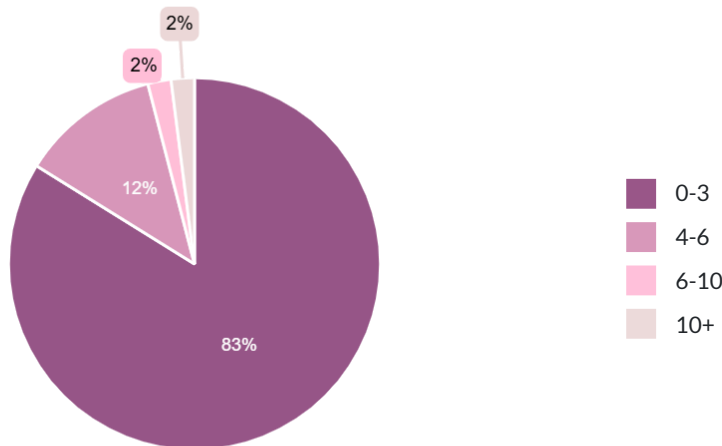
By default, the report shows the responses of these parishioners. To see the responses of all parishioners who responded, regardless of their involvement with the parish, check the "show all respondent answers" checkbox.

Show all respondent answers

(Optional) Filter the responses to this question by a particular demographic by selecting a question and associated response below

About You

1. In the last year, how many different parish-based ministries or parish-based organizations have you participated in?

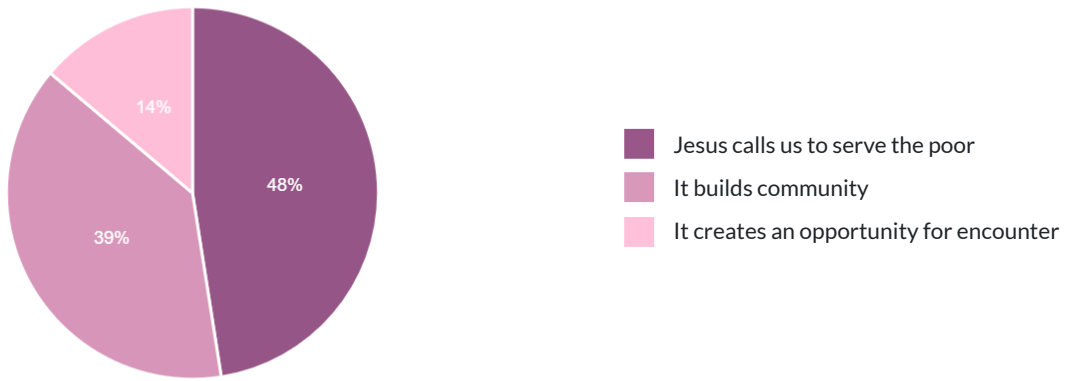


2. Of all the below factors that might keep someone connected in the life of a parish, **check 3** that are most influential in your **current experience** with the parish:

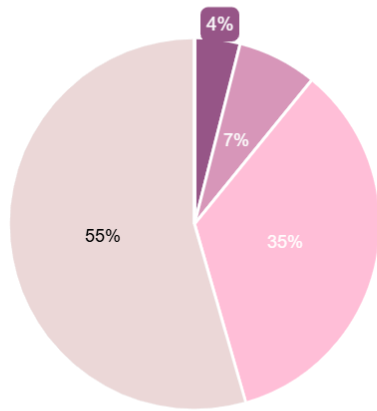
- 80 Relationship with other parishioners
- 51 Hospitality and Welcome
- 47 Celebration of the Eucharist
- 37 Relationship with the pastor(s)
- 34 Parish-organized service and outreach to the community
- 26 Parish care and support for life events (e.g. death/illness, weddings, family issue)

- 24 Parish-hosted social events
- 10 Parish-supported faith sharing opportunities (e.g. small groups, bible study)
- 10 Prayer and Worship (outside of Mass)
- 4 Parish-hosted or sponsored retreats
- 3 Intentional Invitation (e.g. by pastor or parish staff, ministry sign-up weekends)
- 2 Regular access to Eucharistic Adoration and Confession

3. What is the most important reason to encourage community service in my parish?



4. What is the Mass time you most frequently attend at your parish on the weekend?



- Saturday Evening
- Sunday Early Morning (start time on or before 8:55 am)
- Sunday Mid-Morning (start time between 9:00 am and 10:25 am)
- Sunday Late Morning (start time between 10:30 am and 11:55 am)
- Sunday Early Afternoon (start time between 12:00 pm and 1:55 pm)
- Sunday Afternoon (start time between 2:00 pm and 4:55 pm)
- Sunday Evening (start time on or after 5:00 pm)

About Leadership

5. If you could only select 5, which of the following expectations of a pastor for **your community** would be **most** important: (check 5)

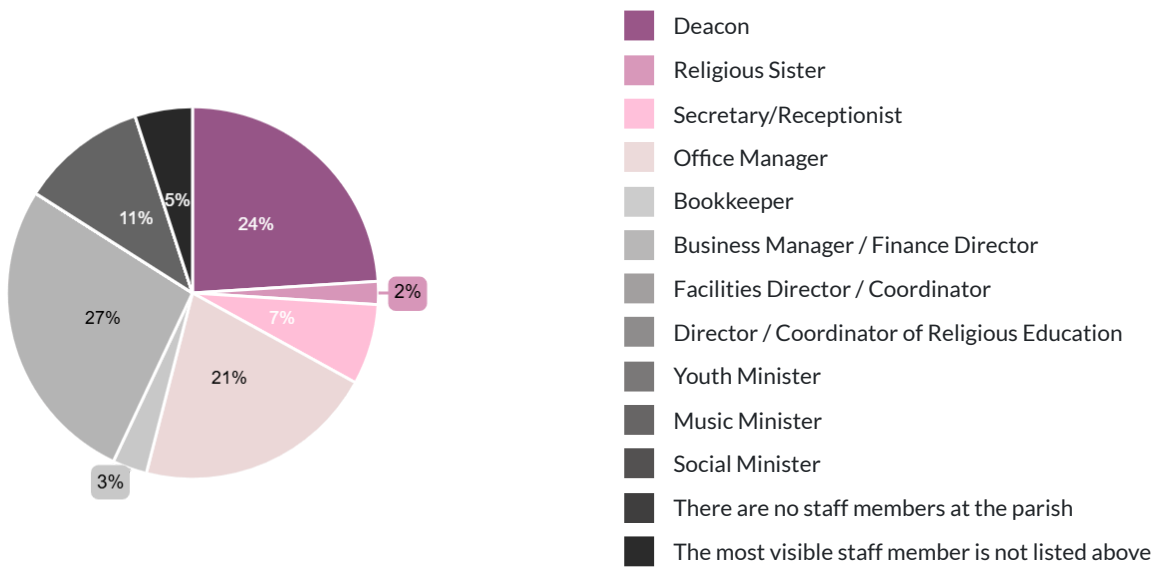
- 83 Providing spiritual direction/counsel
- 70 Teaching the faith
- 58 Celebrating the sacraments
- 58 Empowering service and outreach to the poor
- 53 Preaching homilies
- 46 Providing pastoral care
- 38 Setting Vision and Direction
- 29 Promoting Stewardship
- 25 Raising money
- 21 Managing Catholic Schools
- 20 Forming your people
- 18 Managing finances
- 18 Overseeing care for the facilities
- 18 Modeling personal prayer life
- 8 Managing staff and volunteers

6. Select the **two** most important things you would want to take away from a homily at your parish.

- 45 Desire to Grow Spiritually

- 37 Hope
- 34 Knowledge
- 25 Truth
- 25 Call to Action
- 24 Joy
- 23 Relevance
- 12 Love for Scripture

7. Besides the pastor and any other priests in the parish, who is the most visible staff member at the parish?



8. The most important role of the Pastoral Council is:



9. A bishop wears many hats. Select the **two** most important hats that he wears.

- 71 Spiritual shepherd to the faithful
- 40 Spiritual father to priests
- 34 The Chief Executive of the Diocese
- 33 Voice of social conscience
- 30 Guardian of the faith

About the Parish

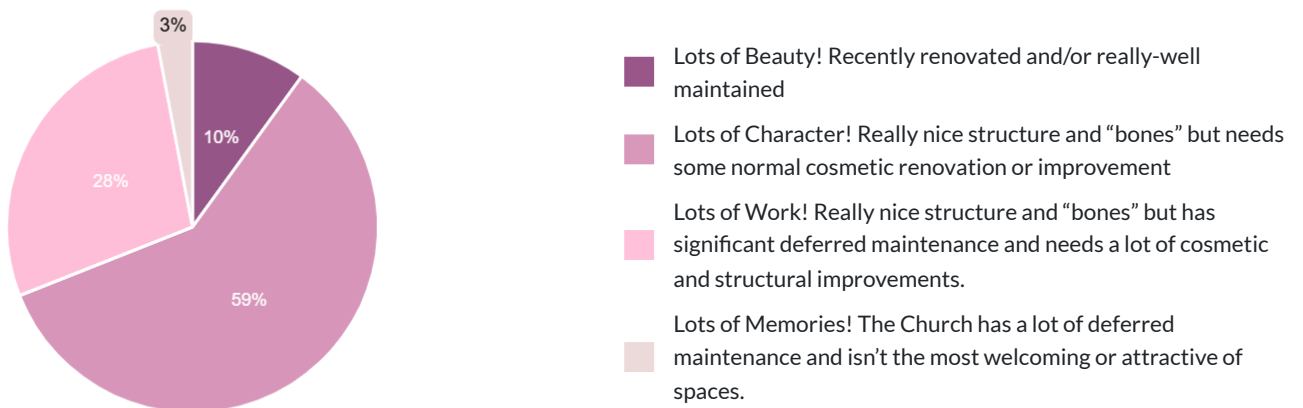
10. All parishes have opportunities for growth. If you could **only select 3 of the following things** that the parish needs more of, which would they be.

- 97 More young people involved
- 68 More money for parish needs
- 40 More clarity on parish vision, direction, and goals
- 34 More volunteers participating in ministries
- 30 More lay involvement in decision making and leadership
- 20 More transparency (e.g. finances and decisions)
- 14 More inclusive spirit and welcome
- 13 More contemporary forms of worship
- 9 More catechesis on Church teaching
- 9 More traditional forms of worship
- 9 More savvy communication strategies

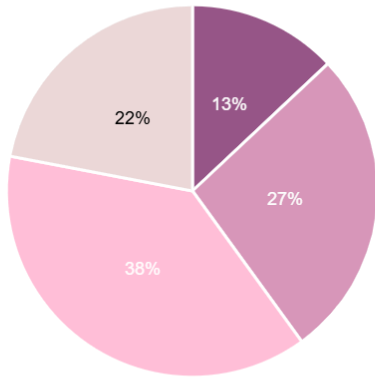
11. Which would best describe your assessment of the financial health of the parish?



12. Which would best describe your assessment of the physical shape of your Church building?

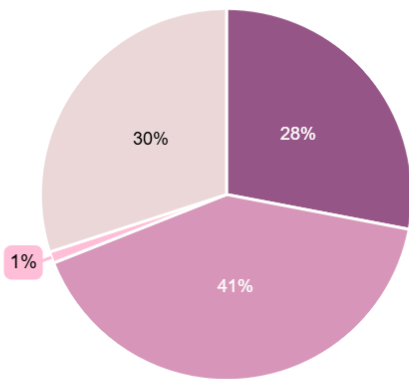


13. Which would best describe your assessment of the physical shape of the other buildings and property outside the Church building (e.g. rectory, parking lot, parish center, etc)?



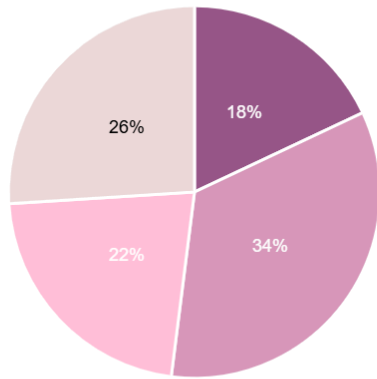
- Great! We have sufficient space for our needs and everything is in good shape
- Good! We could use some more space and there are a few projects that need attending to, but it is well within the parish's reach
- We make it work! Our current space limits us in our ministries and communities and we don't have sufficient resources to improve it at this time
- Help! We need significant work to continue to make this a welcoming and fruitful place for our community

14. What is your most preferred method of bringing others closer to Christ?



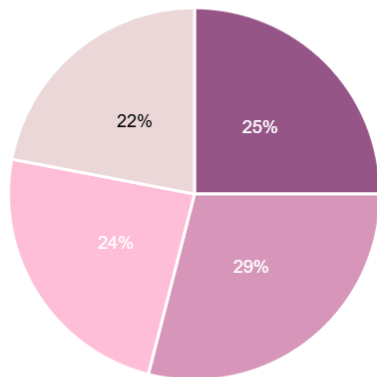
- One-to-one conversation
- Leading by example
- Going door to door to invite others
- Being visible in the community

15. To what degree do you think your parish needs to change in order to best fulfill its mission in the next 5 years.



- In a really good place right now and need to do more of what is working
- On the right track and need some minor tweaks
- Getting a little complacent, time to look toward the future
- Need to shake things up significantly now

16. Please select the phrase that best describes the relationship between your parish elementary/middle school and the parish from your perspective?



- Of one mind and heart! I think our parish families and school families consider themselves one in the same and there is excellent integration between the two.
- Of one heart! There are some distinct "school families" and "parish families" but everyone believes in the importance of the school.
- Of one mind! We share space and resources but as our parish changes, there seems to be a need to build a stronger bridge between the school families and the parish families
- Of one space! Most of the families in the school don't belong to the parish and they really are two different communities.

17. Rank **the community values** that would best describe the culture of your parish community. (1 being the highest preference)

- 3.4 Access to the sacraments and worship
- 4.5 Diversity and Inclusion

- 4.3 Prayerfulness
- 4.8 Parish Traditions
- 5.6 Sharing the Faith with others
- 4.9 Family Focused
- 5.2 Service and Outreach
- 5.5 Social Justice
- 5.8 Stewardship